

# HC-D 64-ESTC

Order No.: 1772528



<http://eshop.phoenixcontact.de/phoenix/treeViewClick.do?UID=1772528>

HEAVYCON male insert, D64 series, 64-pos., crimp connection

Commercial data	
EAN	4017918037192
Pack	10 Pcs.
Customs tariff	85366990
Weight/Piece	0.08428 KG
Catalog page information	Page 358 (PC-2007)

#### Product notes

WEEE/RoHS-compliant since:  
03/01/2006



<http://www.download.phoenixcontact.com>  
Please note that the data given here has been taken from the online catalog. For comprehensive information and data, please refer to the user documentation. The General Terms and Conditions of Use apply to Internet downloads.

## Technical data

General data	
Note	For HC-D64 housing, crimp contacts CK1,6-ED (crimp contacts not included in scope of supply)
Connection systems	Crimp connection
Ambient temperature (operation)	-40 °C ... 125 °C (including heating up of contacts)
Pollution degree	3

Surge voltage category	III
Test voltage	4 kV AC
Constructional and testing regulations	DIN VDE 0627/86
	DIN VDE 0110/02.79
	DIN VDE 0110-1/04.97
	IEC 60664-1, DIN IEC 60512
	IEC 60352
Number of positions	64
Insertion/withdrawal cycles	≥ 500
Design	D64
Connection in acc. with standard	IEC / EN
Conductor cross section	0.14 mm <sup>2</sup> ... 2.5 mm <sup>2</sup>
Connection cross section AWG	26 ... 14
Stripping length of the individual wire	8 mm
	6 mm (2.5 mm <sup>2</sup> )

**Material data**

Inflammability class acc. to UL 94	V0
Contact material	Copper alloy
Contact surface material	Ag (alternatively Au)
Contact carrier material	PA

**Electrical characteristics**

Rated voltage (III/3)	250 V
Rated surge voltage	4 kV
Rated current	10 A

**Certificates / Approvals**

Approval logo



**CSA**

Nominal voltage U <sub>N</sub>	300 V
Nominal current I <sub>N</sub>	10 A
AWG/kcmil	22-16

**UL**

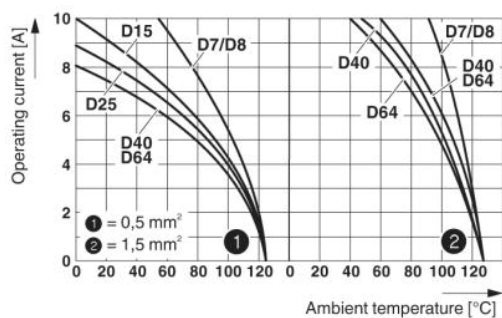
Nominal voltage $U_N$	600 V
Nominal current $I_N$	10 A
AWG/kcmil	22-16
Certification	CSA, GOST, UL

**Accessories**

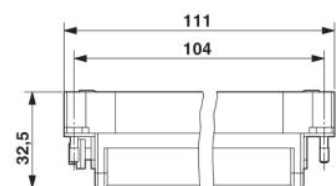
Item	Designation	Description
1604997	HC-B-PES	Additional PE screw, for contact inserts HC-B / HC-BB / HC-DD / HC-D40 / HC-D64

**Drawings**

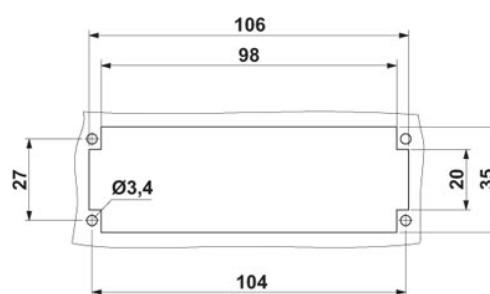
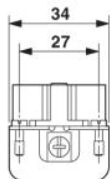
Diagram



Dimensioned drawing



Male insert



Panel cutout

**Address**

PHOENIX CONTACT GmbH & Co. KG  
Flachsmarktstr. 8  
32825 Blomberg, Germany  
Phone +49 5235 3 00  
Fax +49 5235 3 41200  
<http://www.phoenixcontact.com>



© 2008 Phoenix Contact  
Technical modifications reserved;